draw.io

draw.io for the education industry

Learn the easy way with draw.io

Learn the easy way with draw.io

With an increasing number of educational institutions moving to online and hybrid models of teaching and learning, along with the rise of MOOCs, online collaborative tools have never been more important. The need to visualize and break down complex information, share it instantly, and promote collaboration, are essential for fostering a learning environment that adapts to modern-day needs. Fortunately, there is software out there that meets these needs.

In this topic spotlight, we'll be looking at three of these tools: **draw.io**, **Confluence**, and **Jira**, and how they can benefit students, educators, and researchers looking to break down and present concepts into manageable, bitesize pieces. This might be for group work, presentations, and research publications, to name a few examples. Specifically, we'll look at diagram creation and visualizations for a wide range of academic disciplines including:

- the sciences
- electrical engineering
- business and administration
- computer science

The draw.io diagrams you create are stored in Confluence, allowing you to host collaborative workspaces where students and teachers can share and edit ideas, diagrams, and documents, in real time or asynchronously.

Our aim is to show anyone in the education sector how draw.io and Confluence in particular can make academic life that little bit easier by assisting with collaboration, efficiency, and productivity. What's more, these tools are **either free or heavily discounted for students and educators** (more information here).

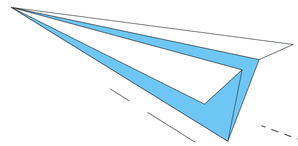

Confluence, Jira, and draw.io: the ultimate student toolkit

This first blogpost covers how using draw.io, Confluence and Jira, all make student life easier by helping with project focus, collaboration, and accountability. It also covers how to use Jira to manage group projects.

We introduce the two tools in turn, and showcase how to create draw.io diagrams and visualizations within each of them:

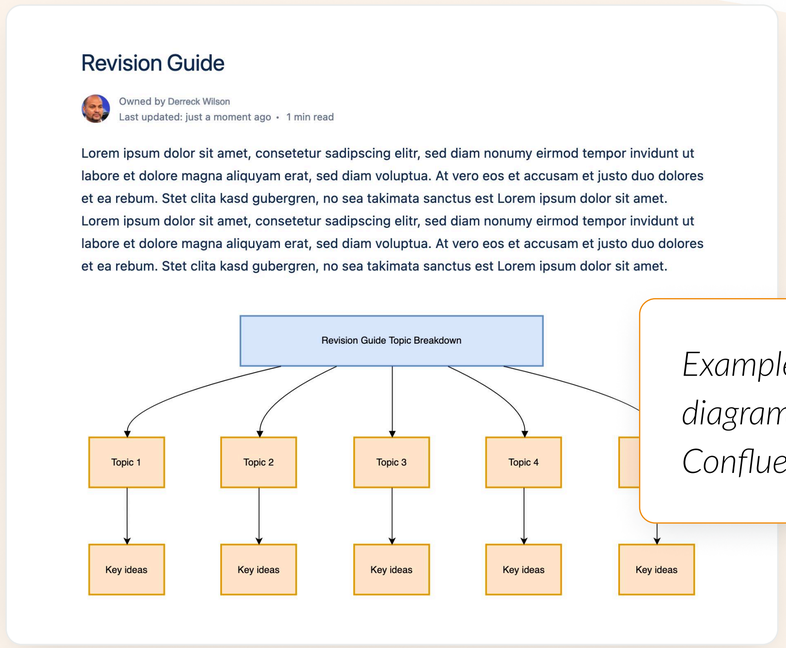

Example of a draw.io diagram embedded in a Confluence page

Confluence: a knowledge management tool that can be used to store and organize notes, diagrams, and other documents.

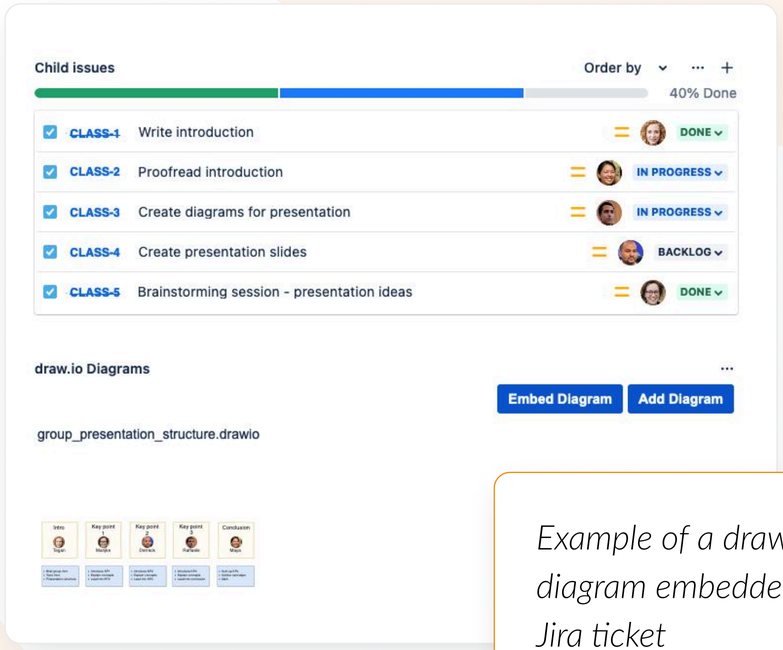

Example of a draw.io diagram embedded in a Jira ticket

Jira: a project management tool that can be used to track the status of tasks, assign them to others, and prioritize them.

Learn more about what Confluence and Jira are, how they can increase productivity and sharing resources as a student or teacher, and find out how to get started for free today, in our blogpost, *Confluence, Jira, and draw.io: the ultimate student toolkit*.

Visualizing an A+: diagrams for note-taking and exam prep with draw.io and Confluence

Information overload? Upcoming exams filling you with dread? Let draw.io help you tackle these!

In this blogpost, we demonstrate how draw.io allows you to visualize in a way that effectively captures the information you're trying to learn, and helps you reinforce those tricky concepts.

We also show how you can make use of our latest feature, Smart Templates, to create AI-generated diagrams for you to customize and build on to create something beautiful, personalized, and ultimately, perfect for your revision notes.

We take the trusty mind map as our example.



Go from this:

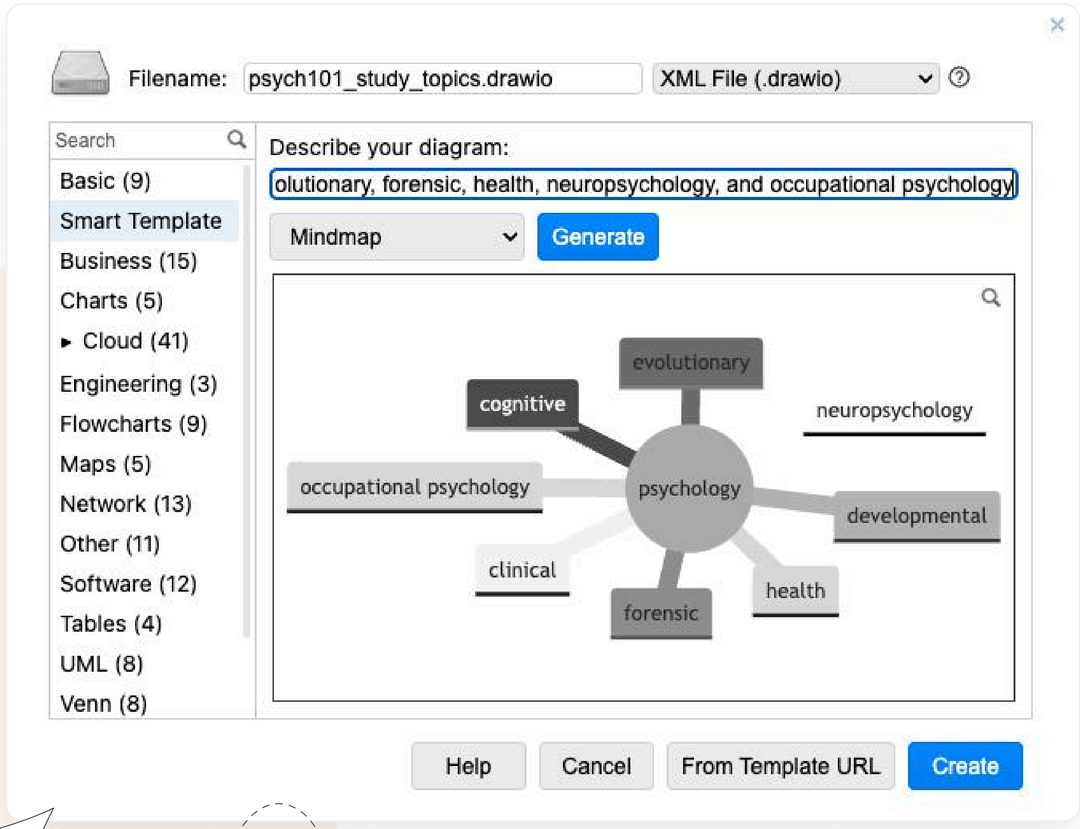

To this:

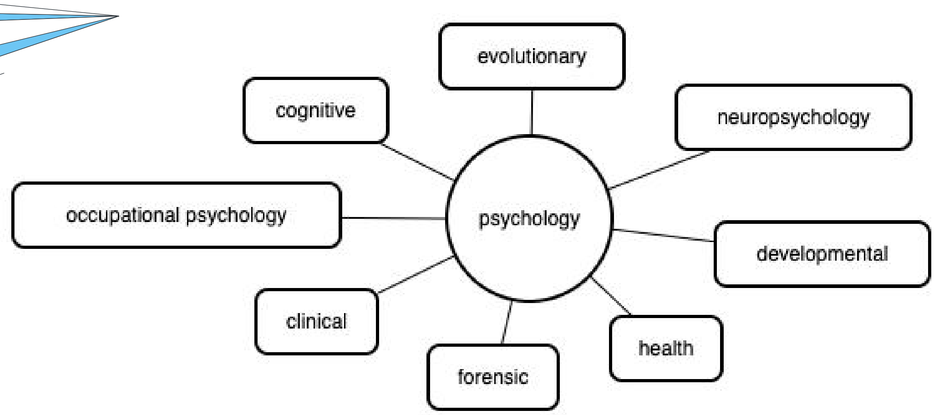

And finally, to this:

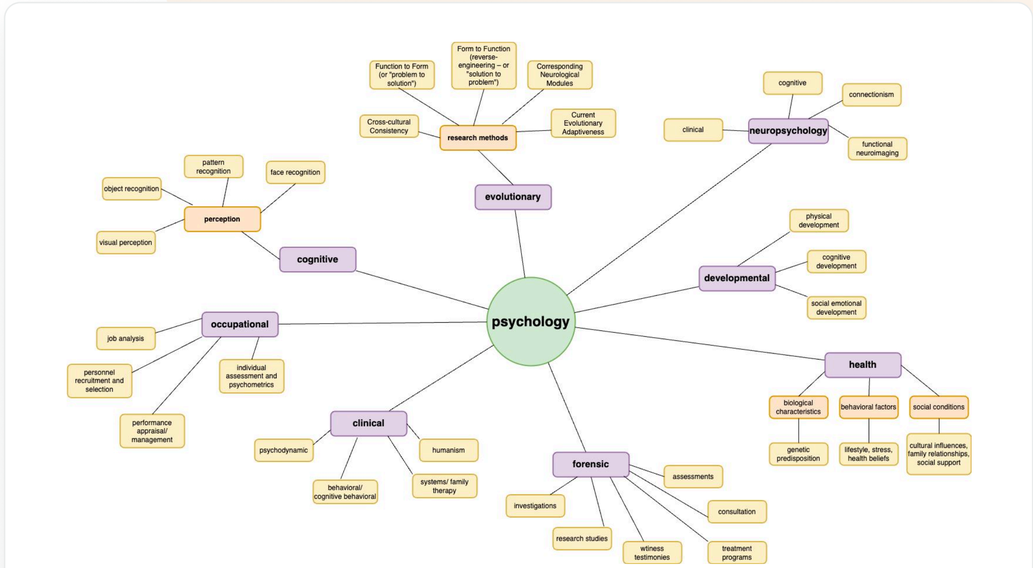

We also explain how to add custom links to individual shapes in your diagram, so you can be taken from your diagram straight to the relevant online resource at the click of a button.

To find out more, check out our blogpost, *Visualizing an A+: diagrams for note-taking and exam prep with draw.io and Confluence*.



Let your ideas flow with draw.io: designing a scientific experiment

In this blogpost, we delve into the process of designing an experiment in detail, and how draw.io and Confluence can assist you at every step of the way.

We've produced a 6-step guide covering three key areas, taking as our hypothesis how temperature affects the rate of mitosis in onion root tip cells:

1. **Building your experimental design and getting feedback on this.**

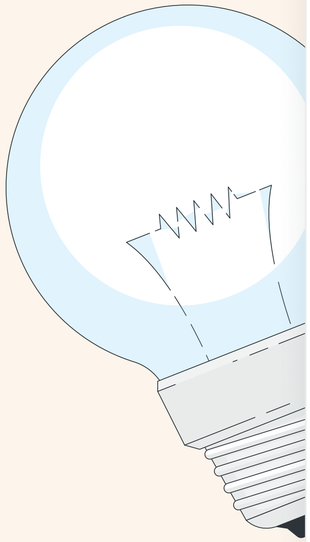

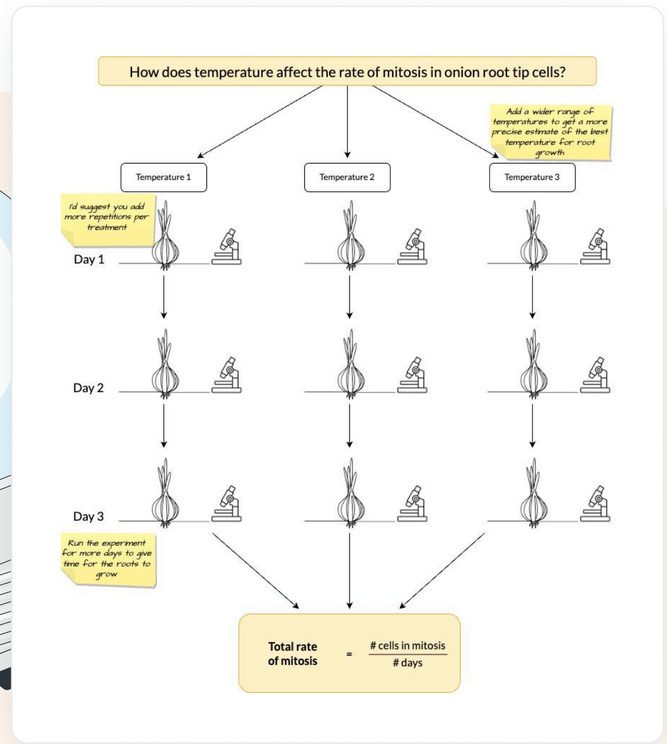

2. **Adding your diagram to a presentation for your group.**

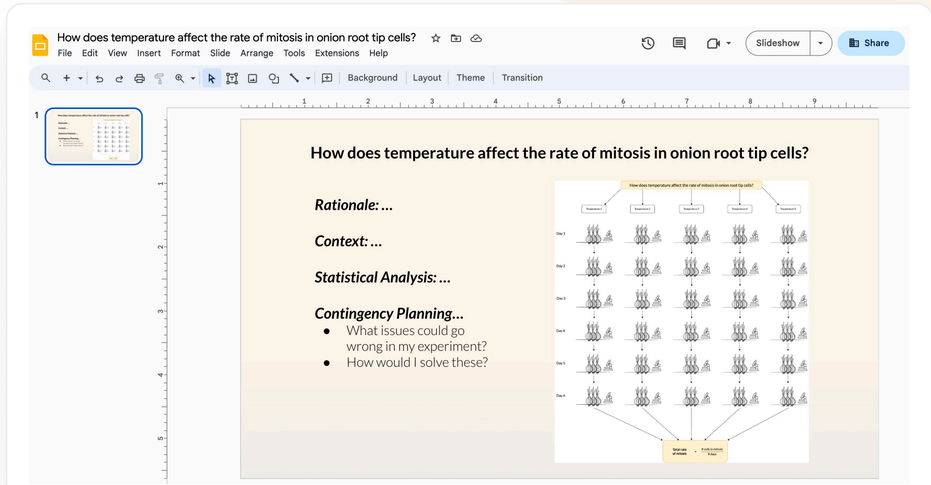



3. Publishing your experiment results as part of a collaborative manuscript.

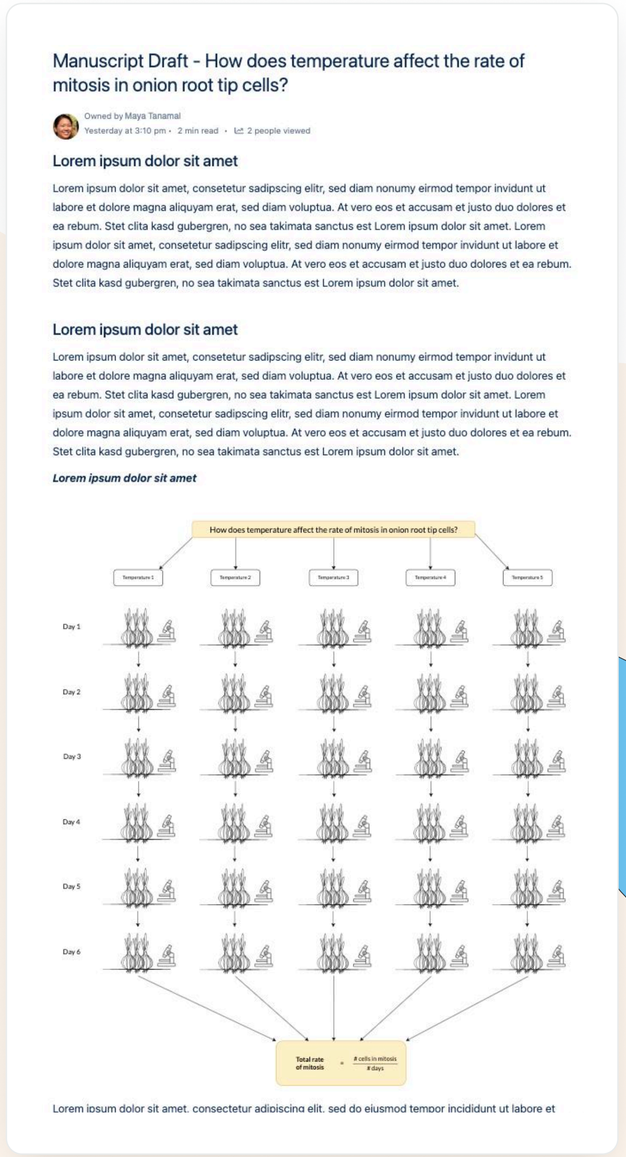





Learn more in our blogpost, *Let your ideas flow with draw.io: designing a scientific experiment*.

Don’t short circuit: use draw.io for your electrical diagrams

In this blogpost, we bring to light an array of tips, tricks, and shortcuts, to help you swiftly build electrical diagrams in draw.io.

Namely, the diagram templates you can use to get started with your electrical diagrams:

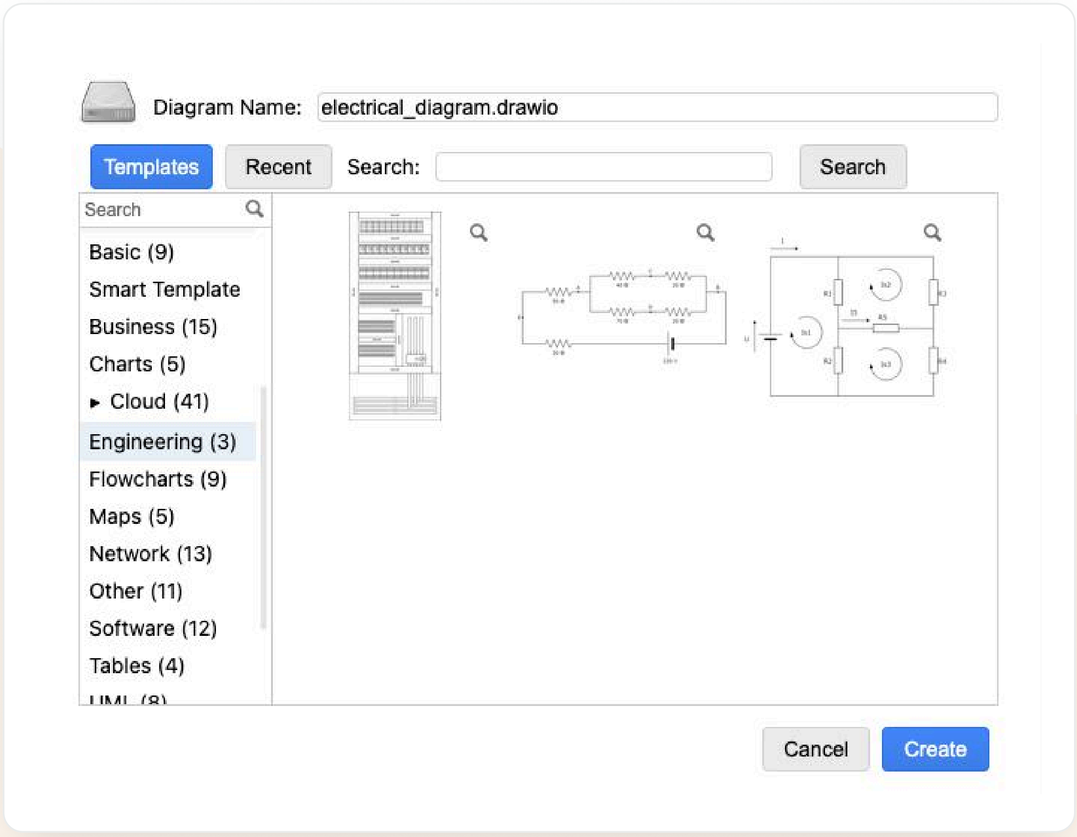

Along with where to find the Electrical Shape Library you’ll need:

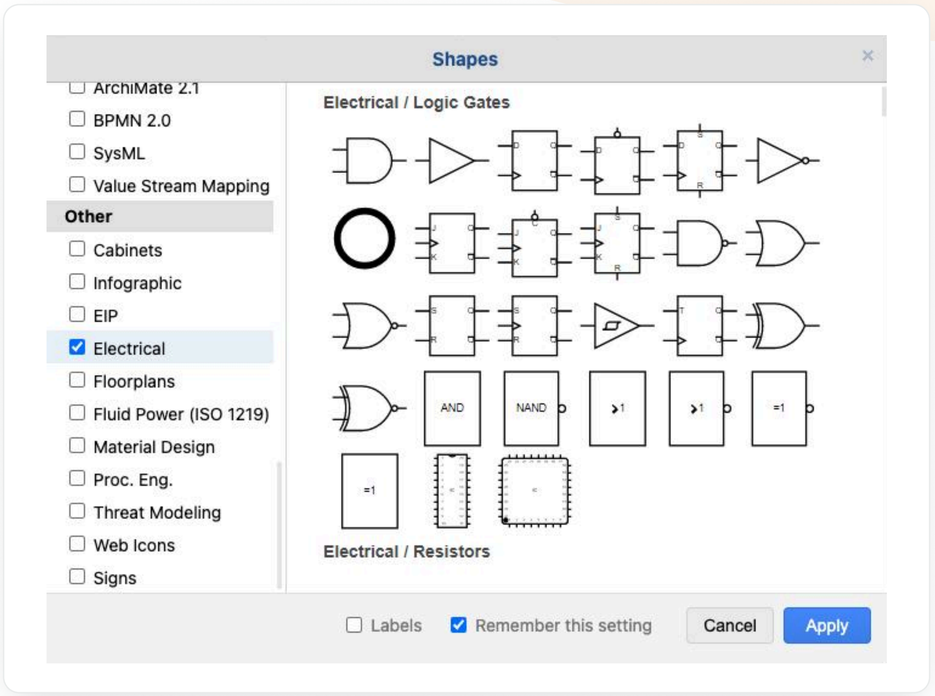

Find out more in our blogpost, *Don’t short circuit: use draw.io for your electrical diagrams*.

3 diagrams every computer science student should know

Computer science majors will be introduced to a vast number of diagrams that are important for designing and defining systems.

In this blogpost, we look at how draw.io and Confluence can help you create and collaborate on these diagrams.

With a focus on building the three following diagrams in draw.io:

1. **Entity relationship diagrams**

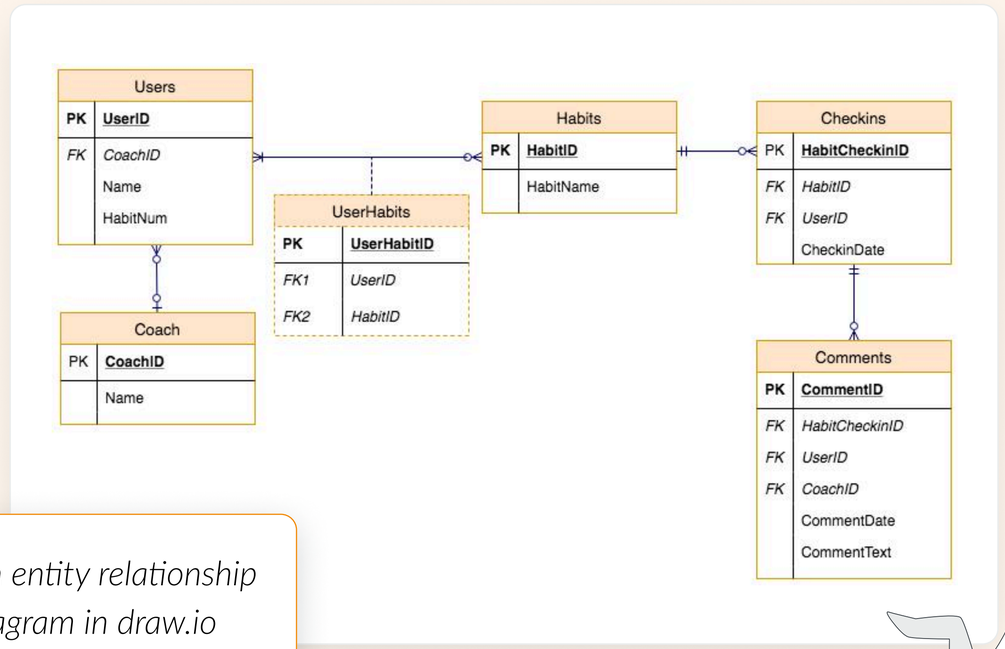

An entity relationship diagram in draw.io

2. **Network diagrams**

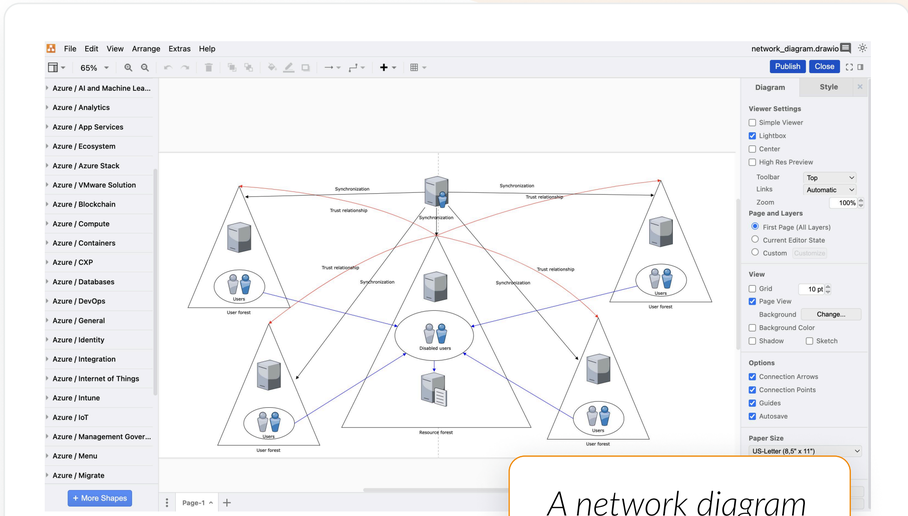

A network diagram in draw.io



3. UML diagrams

Plus a bonus diagram: **user flows**, and how the foundations for these can be quickly created using our Smart Templates.

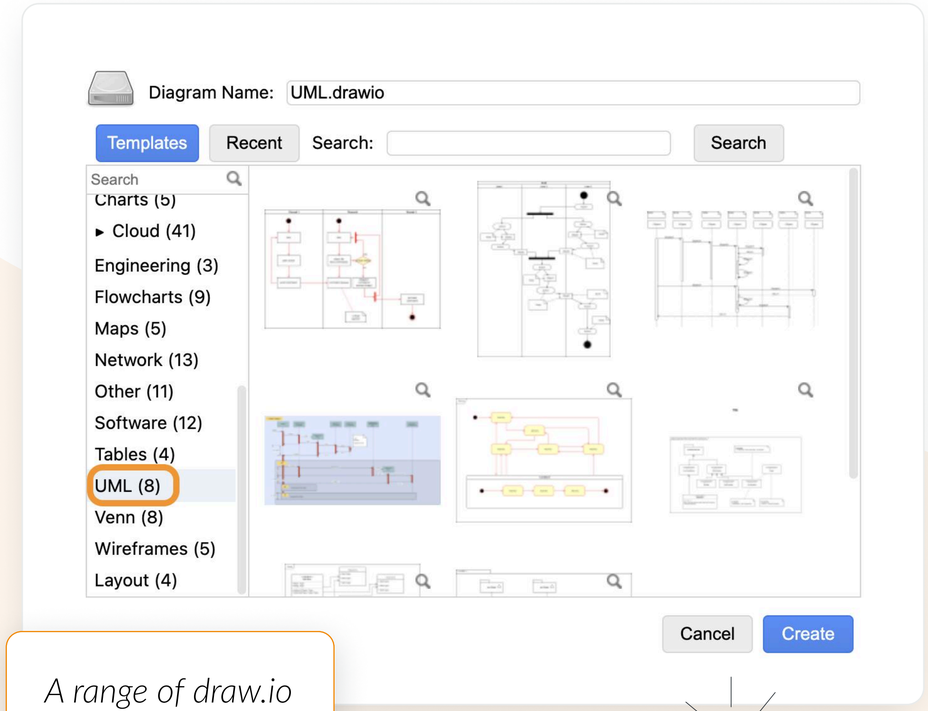

A range of draw.io UML templates

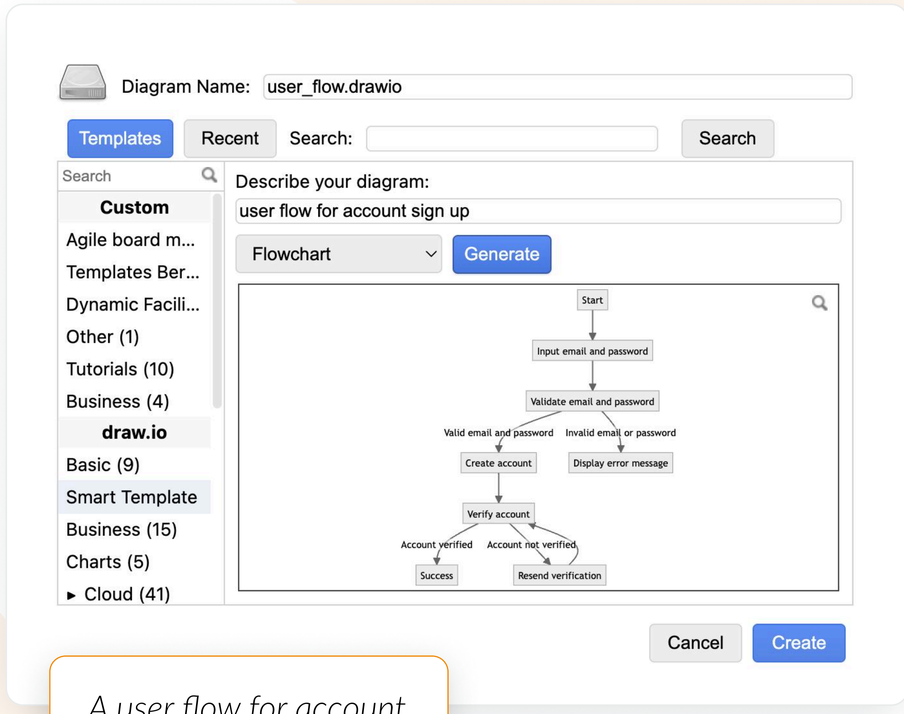

A user flow for account sign-up using Smart Templates



Discover these diagrams in our blogpost, *3 diagrams every computer science student should know*.

2 diagrams every business major should know

We know that business diagrams are the ideal medium for communicating ideas and processes in the corporate world. Therefore, any business major looking to get a headstart on building these, and understanding which diagrams are used in which contexts, is a great way to get ready for the business world.

We look at the following two diagrams:

BPMN diagrams: specifically, using our BPMN 2.0 template and comprehensive list of BPMN shapes to visualize key business processes.

BPMN 2.0 template in draw.io

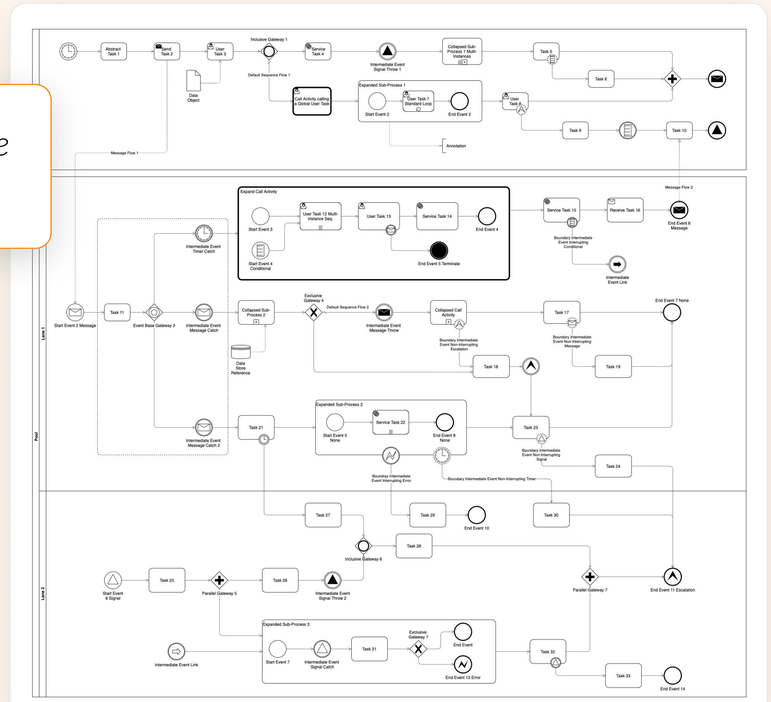

Sales funnels: map out the customer journey from prospect to purchase. We show you which shapes to use to build your own, or if you want to use the one we showcase, you can download the XML template from the blogpost, and load this in draw.io.

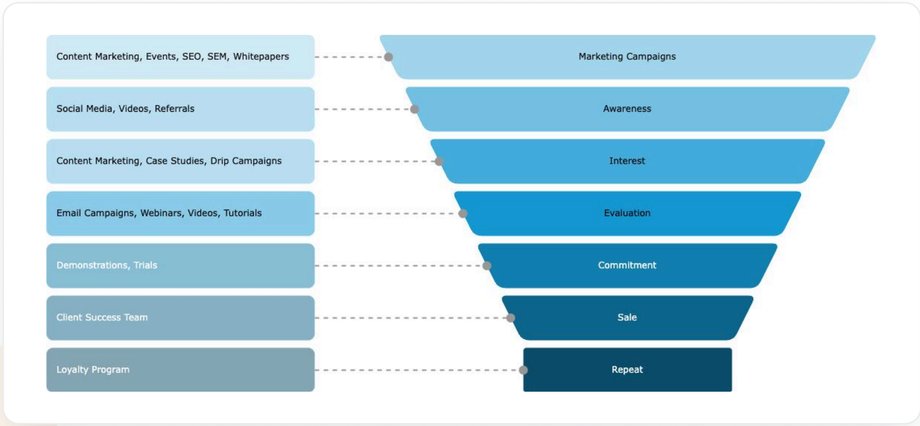

We also look at the following features:

- **Saving and exporting your diagrams** as PNG, PDF, SVG, etc., for easy embedding in presentations and documents.
- **Additional resources** for more business diagrams in draw.io: BCG Matrix, SWOT analysis, and UML diagrams.

Learn more in our blogpost, *2 diagrams every business major should know*.

Eat the elephant: breaking down ideas for your final dissertation/ thesis

Our final blogpost in the series tackles the major undertaking that is writing a thesis or dissertation. We show you how draw.io and Confluence can help you organize your thoughts and manage this ambitious project.

You can use draw.io in a number of ways, such as:

Using draw.io for planning

- Use lists to weigh the pros and cons of different potential topics for your thesis.
- Create mind maps to brainstorm ideas for each chapter.

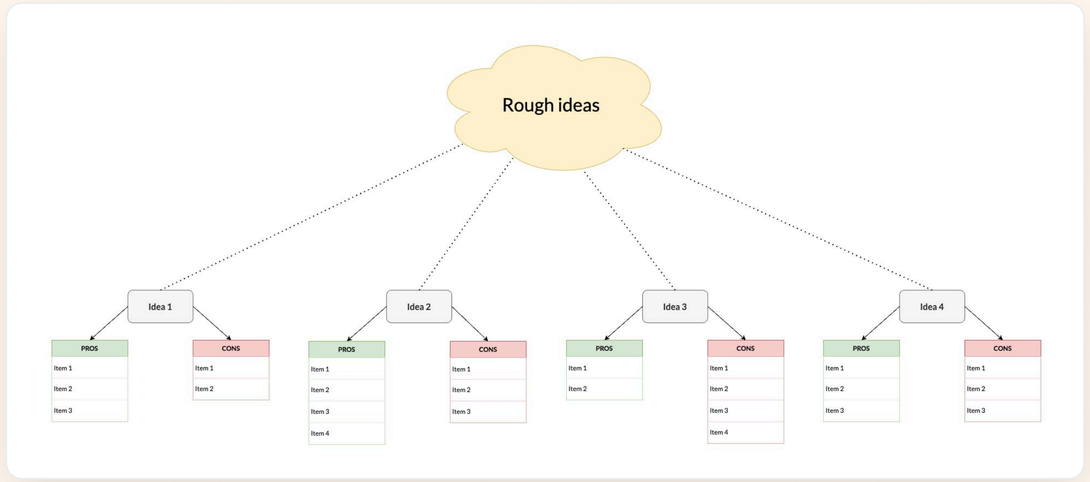

Using Confluence for drafting

- Create a Confluence parent page for your thesis and add child pages for each chapter.
- Use Confluence's revision history to track changes to your thesis.
- Embed draw.io diagrams to illustrate your ideas.
- Share your thesis draft with your supervisor and use **"@-mentioning"** to ask questions.

Use Confluence revision history to track changes, or revert to a previous version.

Using Jira for the project management side of things

- Create a Kanban board to track your progress on your thesis.
- Use Jira to break down your thesis into tasks and subtasks.

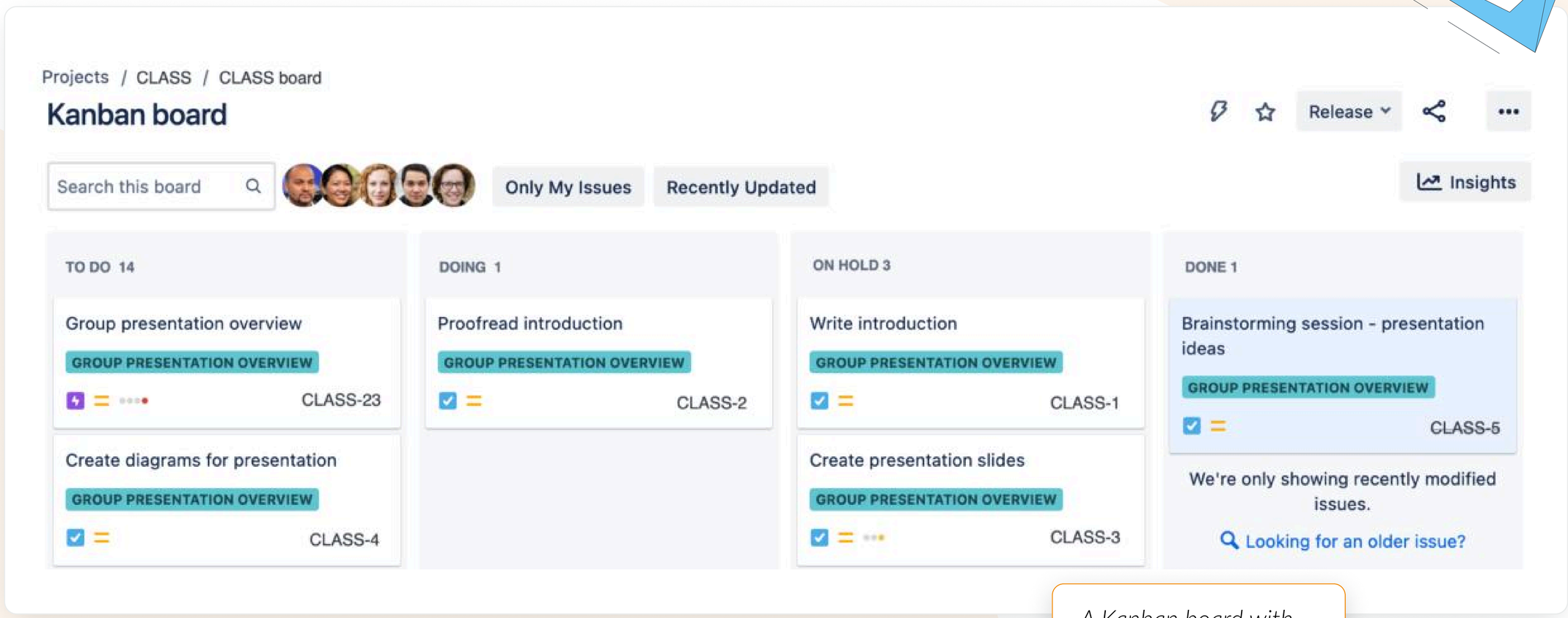

A Kanban board with tasks in different stages of completion.

Discover more in our blogpost, *Eat the elephant: breaking down ideas for your final dissertation/ thesis*.

draw.io: your education companion

We hope you find these topics useful for your academic journey, whether it's during your studies, or later on for your teaching or research.

You can try draw.io for Confluence or Jira for free, for up to 10 users, to see how it can help you in terms of organizing your lecture notes, delegating tasks in your next group project, or writing up your research proposal or final thesis.

For more information, see:

- *draw.io in the Atlassian Marketplace*: free for up to 10 users.
- *Atlassian Classroom License Request*: free or heavily-discounted pricing for use in a classroom setting.

To find out more about draw.io and stay up-to-date with the latest news, *access our linktr.ee* and give us a follow on social media.

Happy diagramming!

