draw.io

I bet you didn't know you could diagram that!

Unique diagramming use cases

Did you know you could diagram that in draw.io?

Diagramming in draw.io is about more than just flowcharts and network maps; it's a versatile tool for visualizing ideas across any domain. Our "*I bet you didn't know you could diagram that!*" series showcased the sheer breadth of draw.io's potential, moving beyond standard business use cases into highly specific, creative, and personal projects.

In this Topic Spotlight, we delve into some obvious and not-so-obvious use cases for draw.io. We explore how diagramming with draw.io can help you:

- **Structure complex projects** using project management tools like Gantt charts.
- **Plan dynamic activities** such as sports game tactics.
- **Visualize creative concepts**, from comic strips to garden layouts.
- **Structure your thought processes** with powerful argument maps.
- **Use our AI tool, Smart Template**, to instantly build Gantt charts and argument maps in draw.io, for you to customize and bring to life.

These topics not only showcase what you can build in draw.io, they demonstrate how you can use draw.io's features for visualization and collaboration, while leveraging the power of Confluence to collaborate on diagrams, and keep your documentation and diagramming centralized.

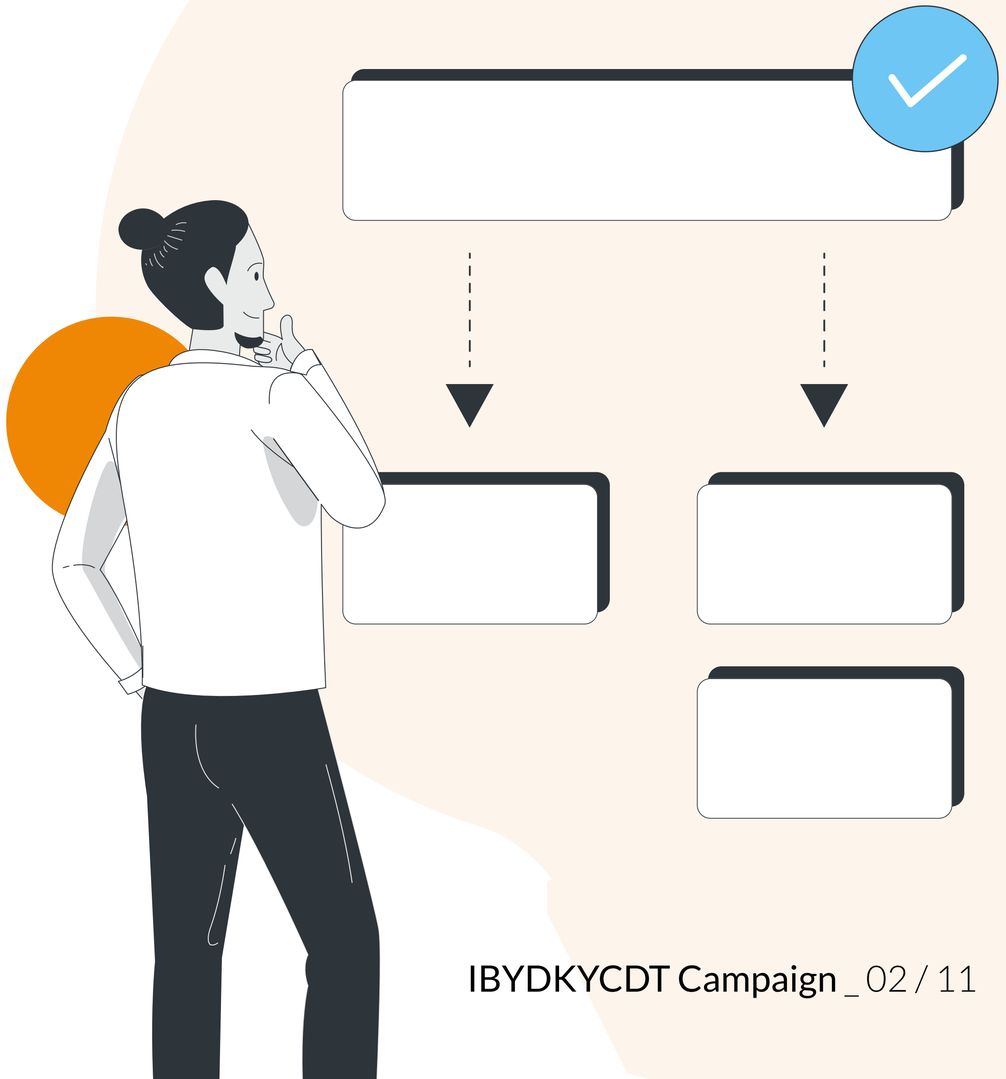

Planning events with AI-assisted Gantt charts

No matter the type of event, a wedding, small gathering, or major conference, careful planning is required to stay on budget and stick to deadlines. Gantt charts, traditionally a business project management tool, can be used for event planning right inside draw.io.

Gantt charts help you break down complex projects into manageable tasks with timelines and due dates, ensuring nothing is missed. You can visualize dependencies, assign resources, and track progress, making them a powerful diagram for both professional and personal planning.

There are three draw.io features that can really elevate your event or project planning:

1. **Use our AI feature, Smart Template**, to generate your initial Gantt chart structure for you to customize.
2. **Add custom links to your Gantt chart:** Got the perfect venue in mind, or your favorite wedding dress website? You can add them to the appropriate task.

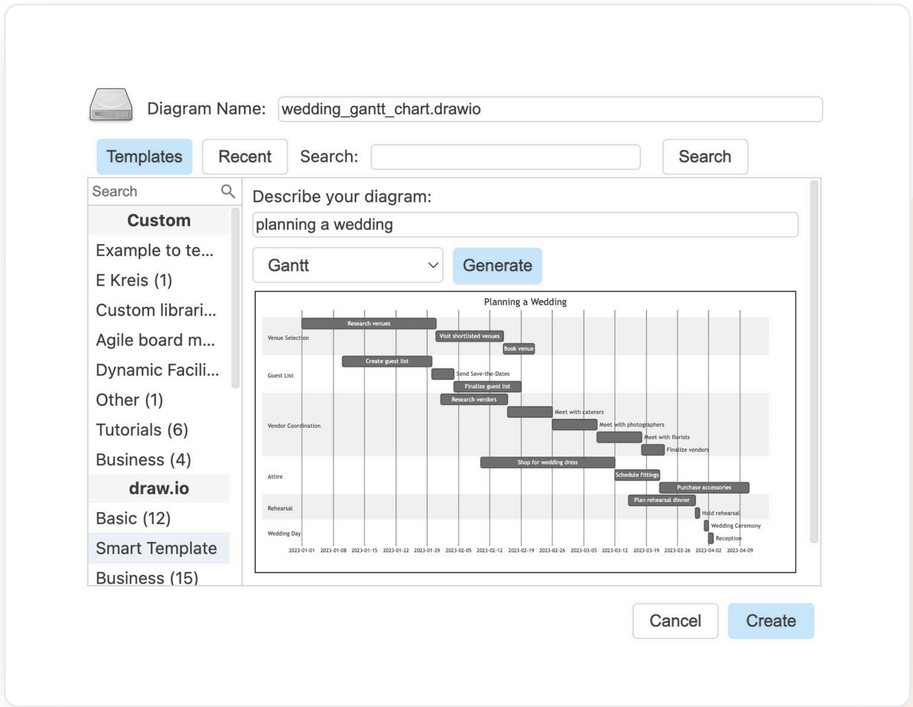

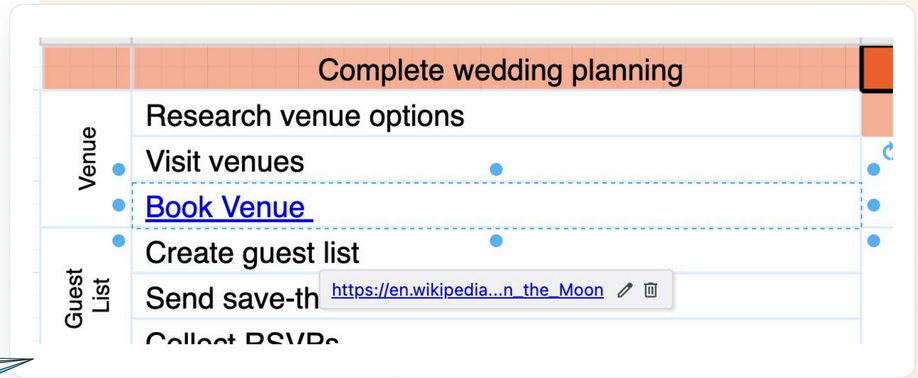

Planning events with AI-assisted Gantt charts

3. **Use multipage diagramming** to include a seating chart. [Multipage diagrams in draw.io] keep all your planning in one place; in this example, your Gantt chart is on the first page, and the seating plan is on the second. You could even create your invite cards on a third page!

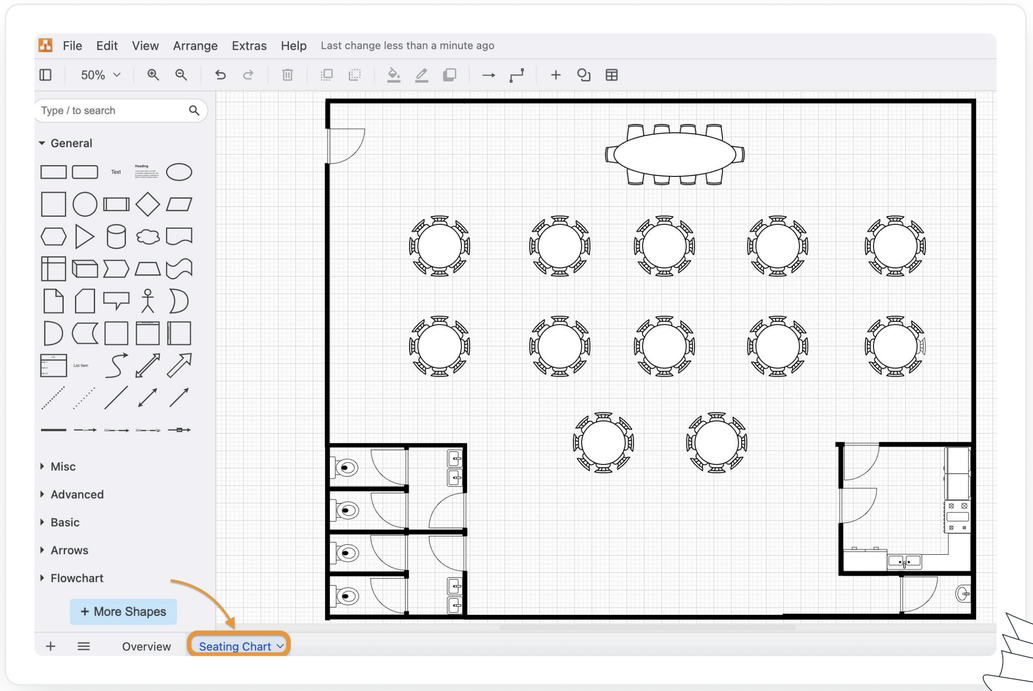

See how to build your happily ever after Gantt chart in draw.io:

- Blogpost: ***Plan the perfect event with Gantt charts in draw.io***
- YouTube Video: ***Gantt charts for wedding planning***



Visualizing sports team tactics and game plans

The draw.io **Board editor** is your canvas for setting up the perfect game plan. If you need to formulate a plan to score on the defense or strategize a precise play, our flexible drawing tools allow you to develop your entire playbook visually. This tends to be far more effective than text-based instruction, as it provides a powerful, visual way to give each player their clear assignment and ensure the whole team is aligned on the strategy.

Tips for drawing up a game plan:

- **Set the stage:** Easily upload a football field, court, or pitch as your diagram's background by dragging and dropping the image you'll be using onto the canvas.

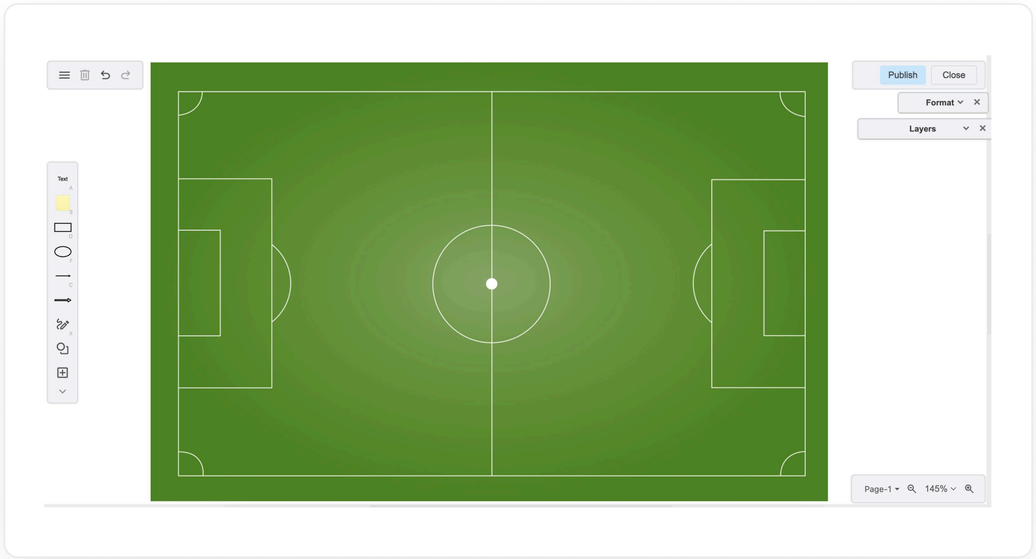

- **Define roles with color:** Use simple shapes (like circles and crosses) and distinct colors (e.g., red for offense, blue for defense) to indicate player positions and formations at a glance.

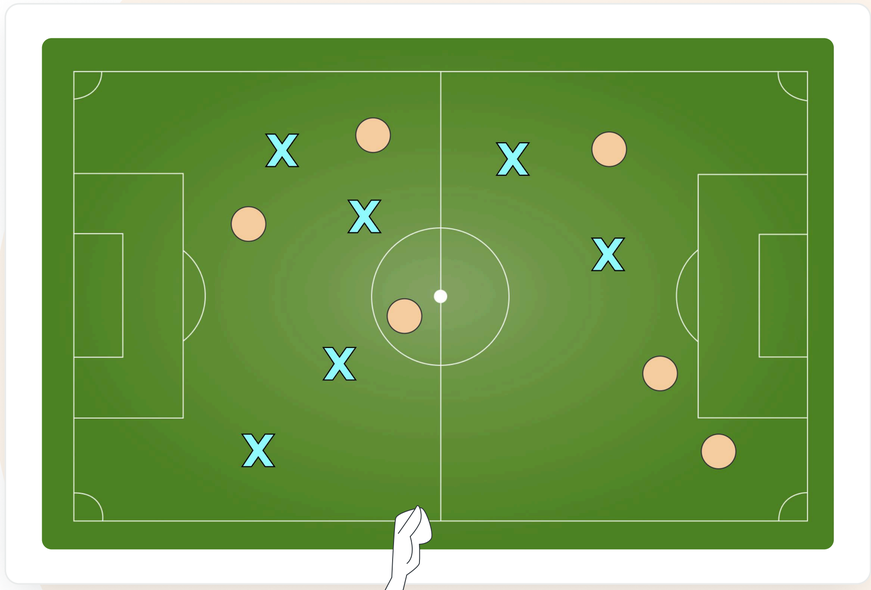



Visualizing sports team tactics and game plans

- **Map complex movement:** Add manual arrows instead of relying on default connectors. This provides optimal flexibility when drawing complex routes, runs, and strategy paths for players. The arrows below were drawn using the **Freehand (Brush) tool**!

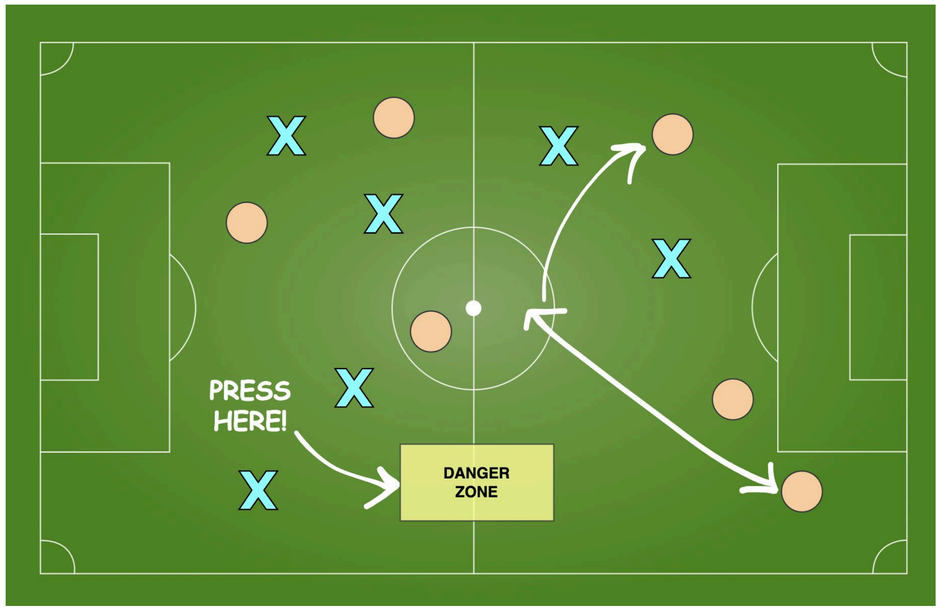

Bring your A Game to your next game plan:

- YouTube Video: ***Sports Tactics and Game Planning in draw.io***
- Instagram Reel: ***The Game Plan***



Planning your dream garden layout in draw.io

Planning a garden, whether it's a small backyard patch or a whole homestead, requires careful spatial design.

Take the idea of your dream garden and plan it out visually before you even grab a shovel. draw.io helps you design a clear, organized garden layout, allowing you to experiment, rearrange, and plan every detail, from winding flower beds to neat rows of vegetables.

How draw.io makes garden design simple:

- **View precise measurements:** When setting up your canvas, choose to view the grid units in Points, Inches, Millimeters, or Meters.
- **Lock the background layer** after you've finished drawing the garden plot foundation. Use the padlock icon in the Layers panel to secure it and prevent any accidental movement.
- **Import custom shapes** of crops and trees and save them to your Scratchpad for quick, repeated use across the layout.
- **Use different colors** for different crops and areas to create a visual color-coding system that makes tracking your harvest plan simple.

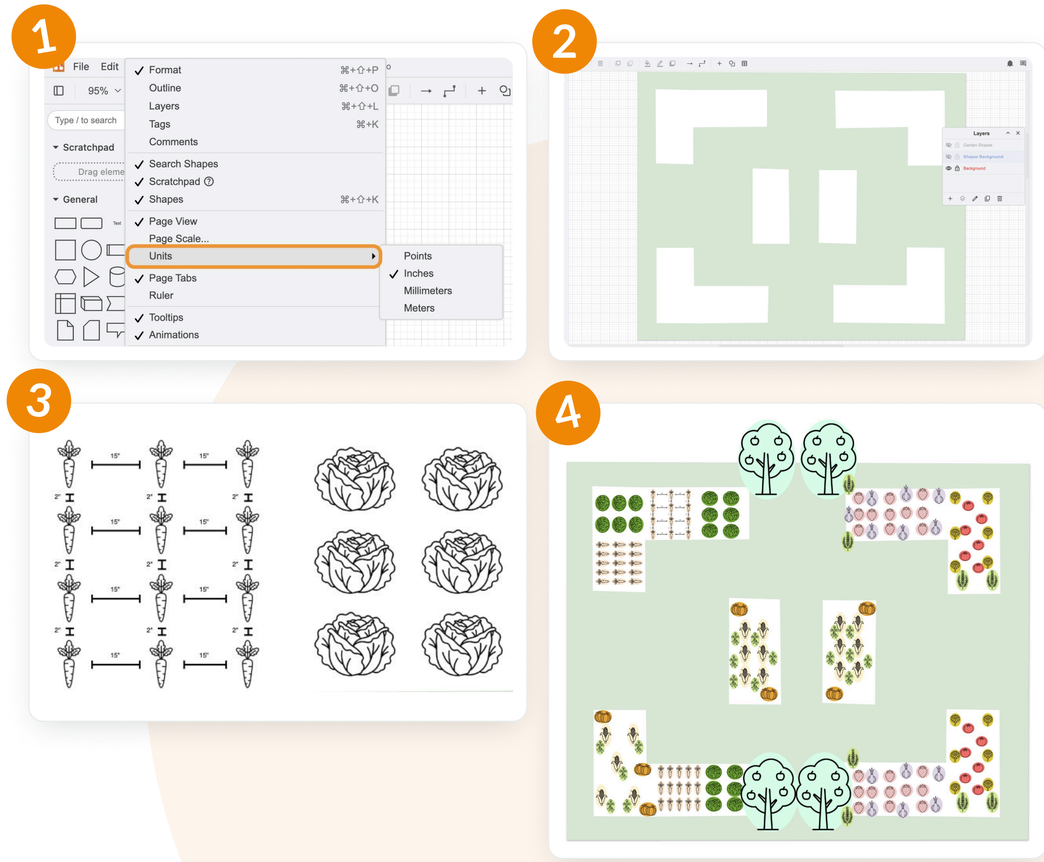

Check out how to nurture a garden layout:

- YouTube Video: ***7 Quick Steps To Make a Garden Layout in draw.io***
- Instagram Reel: ***The Perfect draw.io Garden Reel***

The Creative Canvas: Building storyboards and comic strips

For content creators, designers, or those needing to visualize a sequence of events, draw.io offers plenty of creative features for storyboarding and building comic strips. The core goal of storyboarding is to translate a multitude of ideas into a simple, visual sequence, and draw.io's **Board editor** can help you quickly organize your thoughts. This also ensures your team is aligned on the creative narrative, with real-time collaboration on draw.io diagrams in Confluence Cloud.

Use the draw.io canvas to tell your story:

The diagramming canvas gives you full creative control over your narrative flow:

- **Structure your frames:** Use *Arrange* > *Group* to turn your main comic frames into container shapes, ensuring all elements within the frame move together.
- **Refine characters:** Store frequently used characters or images in your Scratchpad, and use the horizontal flip tool to quickly adjust the direction characters are facing.
- **Add Dialogue:** Use the Callout shape for dialogue bubbles, then easily customize the text size, color, and font in the *Text* tab in the right side menu.

- **Annotate and collaborate in Confluence Cloud:** **The Freehand (Brush) tool** is ideal for quickly adding annotations, stylistic flourishes, or even providing real-time feedback and doodles when collaborating with your team.

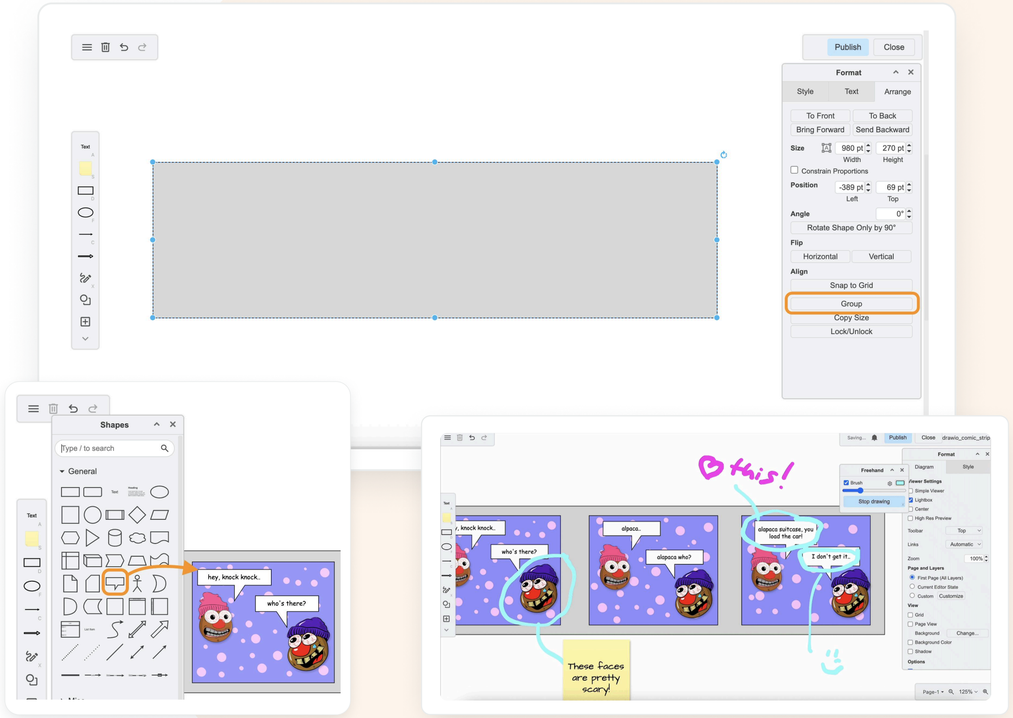

Learn how to transform your rough ideas into a visual sequence:

- Blogpost: ***How to storyboard and build comic strips in draw.io***
- YouTube Video: ***Build a comic strip in under 4 minutes***

Structure your arguments with precision, using draw.io and AI

Argument maps visually represent the structure of an argument, making it significantly easier to untangle complicated components of an argument found in law, academic subjects, and debates. This core critical thinking tool helps outline the logical structure, uncover biases, and formally structure a contention, supporting premises, and rebuttals.

Contention: You should build argument maps in draw.io.

Pros:

- **Generate your argument map using AI:** As argument maps follow a consistent layout, they are a great use case for our AI feature. Instantly generate the basic argument map structure from a simple prompt, (e.g., "argument map with a main premise, 5 reasons for and 4 reasons against"), using the Smart Template feature.
- **Provide a logical structure:** Use the Reverse connectors function in the *Arrange* tab to quickly ensure all connectors logically flow toward the contention—a key requirement for argument maps.
- **Add custom images:** Easily add images and evidence by drag-and-drop, and use the Crop function to reduce blank space around them to ensure all images have identical size dimensions.
- **Apply visual styling:** Formalize your argument with visual cues to guide your diagram viewers. Use colors (e.g. green for supporting premises, red for counterarguments) and add text like "because" or "however" directly to the connectors to convey logical links.

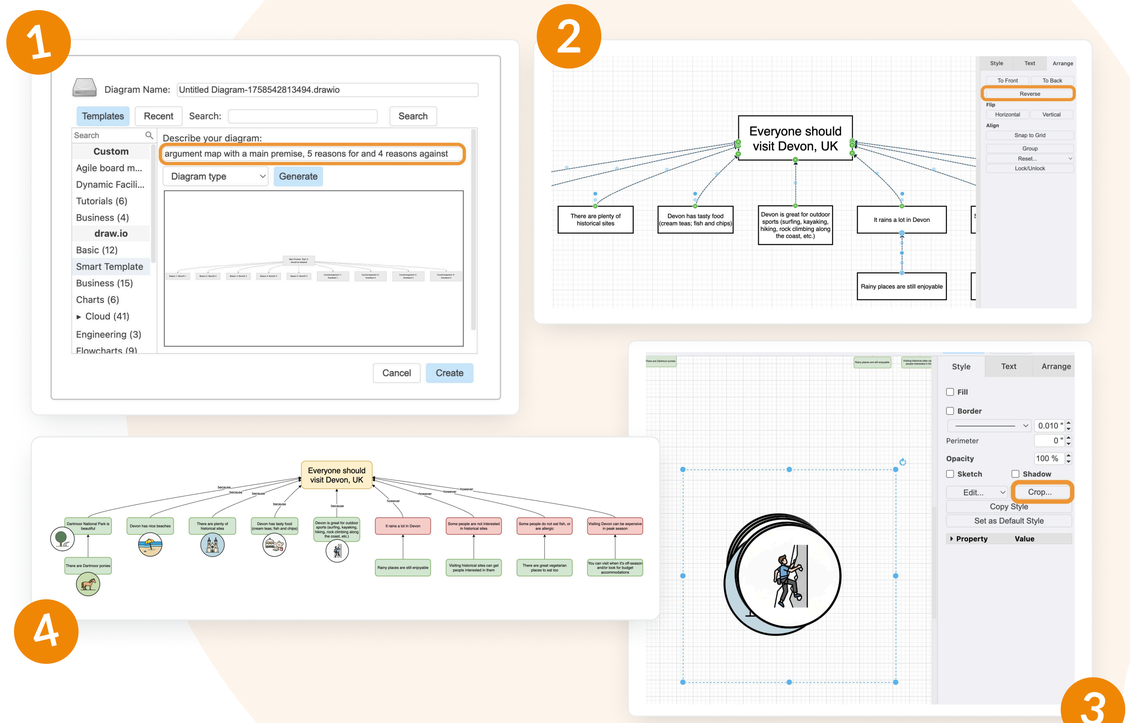

Structure your next winning argument:

- Blogpost: ***Build argument maps with AI using draw.io's Smart Template***
- YouTube video: ***Win any debate with argument maps in draw.io***

Visual thinking beyond the obvious

Gantt charts, sports field strategy, garden planning, storyboards and comic strips, and argument maps—these use cases highlight the sheer versatility of draw.io. Despite their diverse nature, these diagrams share one thing in common: they benefit immensely from draw.io's powerful features, and collaborating on these visualizations with team members is made easy by using draw.io directly within Confluence and Jira.

By embracing visual thinking for every kind of project, from the highly technical to the uniquely personal, you and your teams can dramatically improve communication and clarity, all within the Atlassian ecosystem.



Diagram like you mean it!

Diagramming with draw.io in Confluence and Jira means…

- **Clarity:** Complex ideas, like the logic of an argument map or the timeline of a Gantt chart, are accessible and easy to digest for stakeholders.
- **Versatility:** draw.io for Confluence or Jira is your go-to tool to serve the diverse needs of every team, without the need for multiple applications or platforms.
- **Security:** Your diagrams and visual data are managed directly within your secure Confluence and Jira spaces, giving you total control over access, permissions, and revision history.

draw.io's powerful features for all your diagrams

These powerful features work seamlessly across all the campaign topics to make complex diagramming simpler and faster:

- **AI-generated Smart Templates:** Generate Gantt charts, argument maps, etc. at the click of a button, saving you and your teams time.
- **Multipage diagramming:** Keeps all aspects of your visualization in one place, e.g. a single diagram can contain an event Gantt chart on one page, and a seating plan on another.
- **Custom links:** Add links to internal Confluence pages, external webpages, or even to other pages in a multipage diagram.
- **Layers:** Use Layers to lock the background layer, like in the garden layout and sports game plan examples, or to show and hide various levels of diagram detail.

If you are interested in seeing what draw.io can do for you and your teams, you can **try it for free for up to 10 users**.

To find out more about draw.io and stay up-to-date with the latest news, **access our linktr.ee** and give us a follow on social media.

Happy diagramming!

